

STATE OFFICER ELECTION GUIDELINES

OFFICER SCHOOLS 2011-2012

**TRUMAN HS
President**

**MCDONALD CO HS
1st Vice President**

**CARTHAGE JH
2nd Vice President**

**FT OSAGE HS
Secretary**

MASC ELECTED OFFICES

PRESIDENT

Host of 2013 Convention

1ST VICE PRESIDENT

Arrange workshops/Discussion groups for High School Students

2ND VICE PRESIDENT

Arrange workshops/presentations for Middle Level Students

SECRETARY

Create an item of interest for the member schools

Exhibit Hall

Positions are held by high schools, except for 2nd Vice President

Important Considerations for Election

- Schools who hold office for Missouri Association of Student Councils agree to represent the Association with the highest integrity.
- Schools must agree to attend planning sessions for the convention. These meetings may be held during the school week or over a weekend. Typically planning meetings are held in the fall.
- Schools must agree to travel to the convention at least one day prior to opening ceremonies to assist with preparation and dress rehearsal.
- The president school must agree to dismiss school on Friday the week of the convention.
- The gymnasium at the President School must be available to the Technology company beginning on Tuesday morning and throughout the duration of the convention.
- The President school will be allowed one complimentary registration to Leadership Camp held in the summer.
- Officer schools should plan to send representatives to the MASC Summer Leadership Workshop.
- Schools will provide a written report to Ex Director upon the completion of their term.
- Each school will be allowed to vote one time through the computer generated voting system.
- Ballots will be counted and results reported during the last general session on Saturday morning.



PROCEDURES FOR ELECTION

- Obtain written permission from your school administrator. Letters must include a clear understanding of the above mentioned considerations.
- Submit DVD of your presentation to Terri by March 2.
- Attend the Election Meeting on Thursday, March 15 at 4:30 pm.
- Follow the rules/regulations as provided by the MASC office and President School.
- Campaigns shall be positive and tasteful.
- Emphasis of presentation shall be placed on the qualities of the school and its ability to hold the office.

CANDIDATE SKIT GUIDELINES



You will send Terri a copy of your presentation by March 2. This will give us ample time to make sure it will play on site.

Skits and Campaign Booths should be of the highest quality and caliber.

All candidate schools will present a skit **USING TECHNOLOGY**. This means your school *must* videotape your presentation at home, **convert to a DVD format** or use **powerpoint technology** to make a presentation.

ONLY CANDIDATES FOR PRESIDENT MAY USE LIVE PRESENTATION if they so choose. President schools may opt to combine live presentation with technology (while staying within the time limits).

The presentations need to be **more** than a “dance exhibition”. Often times the actual presentation says very

little about the school, its qualities or ability to hold the office. I have actually seen skits that did not even mention the office being campaigned for, the school’s name or why the school should be elected.

Please remember while dances are fine, they should **NOT** be the sole presentation.

All schools running for office are asked to address these items in their skit:

****The name of the school and the mascot**

****The location of the school**

****The qualities which make the school a good**

candidate for office

****It may be beneficial to tell about a project(s) or activities you have accomplished during the past school year**

****What your school could offer the Association or other member schools by being an officer.**

While it is important to have fun and entertain the audience, it is even more important to have a **QUALITY** presentation. It should address the true reason why you are running for office and why your school should be elected.

Skits/presentations will be THURSDAY evening opening session.


Technology presentations must be in Terri’s hands by March 2!

NOMINATION PROCEDURES

Each candidate school will be nominated from the podium by the Election Chair of

the president school. The names of the schools running for office will ap-

pear on the technology screen and ballot in the order they commit to running for office.



DISTRIBUTION OF HANDOUTS and SKITS

Distribution of campaign handouts (gum, candy, pencils, flyers, etc) shall be done from the campaign booth or as the delegates are leaving the general session rather than as they are entering the general assemblies. Distribution can be made Thursday evening and Friday morning. **NOISEMAKERS MAY NOT BE USED AT ANY TIME.**

No stickers allowed

Absolutely **NO** campaigning, either verbally or by way of handout, during general sessions or workshops.

Only appropriate trinkets allowed.

Campaign presentations, signs and materials are to be in good taste and consist of information about the school which qualifies it for office.

All presentations shall be "G" rated. Any reference to sex, drugs, alcohol, off-color remarks or actions will result in disqualification of the school.

There is to be no throwing, distributing, or passing out of items during the cam-

paigned presentation.

No candidate school may use in their presentation any substance that creates a mess. Such substances would include shaving cream, water, whipped cream, silly string, silly putty, etc. Candidates shall not use confetti or shredded paper.

Candidate schools are responsible for cleaning the stage area after the presentation.

PRESENTATION TIME LIMITS

PRESIDENT CANDIDATES:

Presentations are to last no longer than 4 (four) minutes per school.

OTHER OFFICES:


Presentations are to last no longer than 3(three) minutes per school.

The time limit will be adhered to very closely. The school will be asked to stop at the end of the time limit.

TIME MONITOR:

There will be a designated time monitor whose job it will be to ensure that time limits are hon-

ored. This person will signal with a card when there is 1 (one) minute left in the presentation time. At the time limit, the monitor will again signal and microphones will be turned off.



CAMPAIGN PARTICIPANTS

Candidate schools may use only the registered delegates from their school in campaign speeches, skits, or booths. The candidate school may request the assistance of other delegates from other schools in their

campaign to hand out trinkets. Candidate schools running for **PRESIDENT** may bring **8 students** to the convention. **OTHER OFFICES** may bring **4 students** to the convention.

If a candidate school is running a workshop or discussion group they may **NOT** campaign in any way during the workshop time, including distribution of campaign materials, wearing of campaign clothing such as a shirt, hat or items of clothing. **NO CAMPAIGNING IS PERMITTED DURING WORKSHOP TIME!** This may lead to disqualification.


CANDIDATE BOOTHS

All office candidates will be required to have a Campaign Booth or Table. This is your campaign HEADQUARTERS. Your school should bring hand-outs for any interested delegates, discussing the service and leadership YOUR council has been involved in during recent years. Be creative, pictures are encouraged! You can create a display board or backdrop for your booth.

Candidates should discuss any experience or constructive leadership activities your council has participated in during the past year. Candidates should also state qualification or how you have prepared to hold office. This is the candidates' time to showcase your council and why you are a great candidate.

TRINKETS AND OTHER CAMPAIGNING MATERIAL WILL BE ALLOWED TO BE DISTRIBUTED AT CANDIDATE TABLES.

POSTERS AND BANNERS



1. Please do not put signs on painted surfaces.
2. Please do not use duct tape. May use blue painter's tape.
3. Signs may go only on tile, lockers and windows.
4. NO signs/posters in the General Session area.
5. Please remove the signs BEFORE the General Session on Saturday Morning.
6. President candidates, please turn in the list of materials you'll be needing for your skit (microphones, tables, etc..) by March 2.

POSTERS AND SIGNS

3 banners—this is a large sign NO MORE THAN THIS! This is equivalent to the size of 6 poster boards taped together.

15 posters—Poster board size

Posters may be substituted for a banner.

No Flyers are allowed. This is the equivalent of small signs the size of 8 X 11 paper.

DO NOT ARRIVE EARLIER than 4:00 on Thursday. Your posters must be **approved** by the Election Chair at Truman HS—**BEFORE** you can hang them up.

Your council will be responsible for supplying your own tape or tack. Carpenter tape is best!

Be POSITIVE...slogans, one liners should be creative, yet "G" rated.

If your signs fall down they may be thrown away. Have a delegate assigned to check them!